REVISIONS				
ZONE	REV.	DESCRIPTION	DATE	APPROVED
	G	RE-DRAWN	9-12-22	

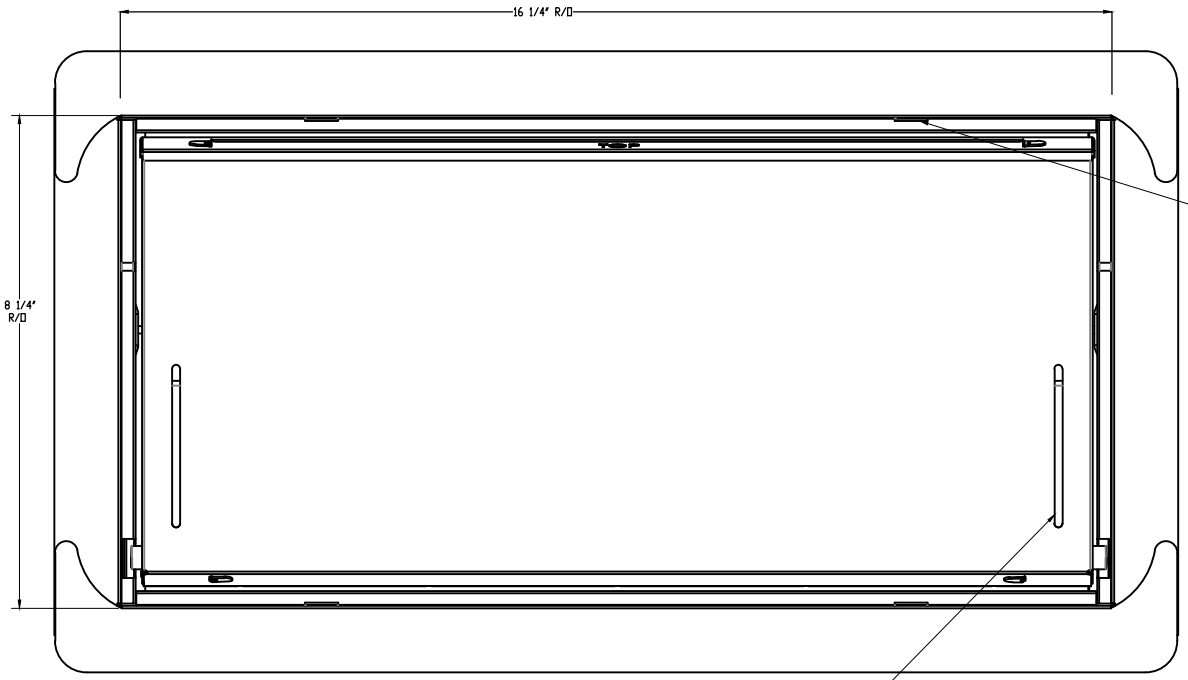

FIGURE 1
FRONT VIEW

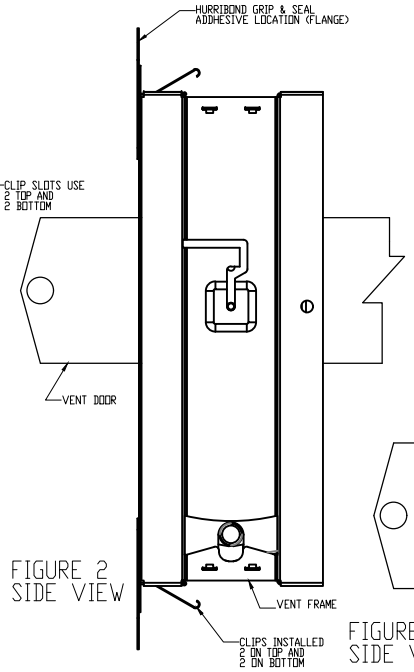

FIGURE 2
SIDE VIEW

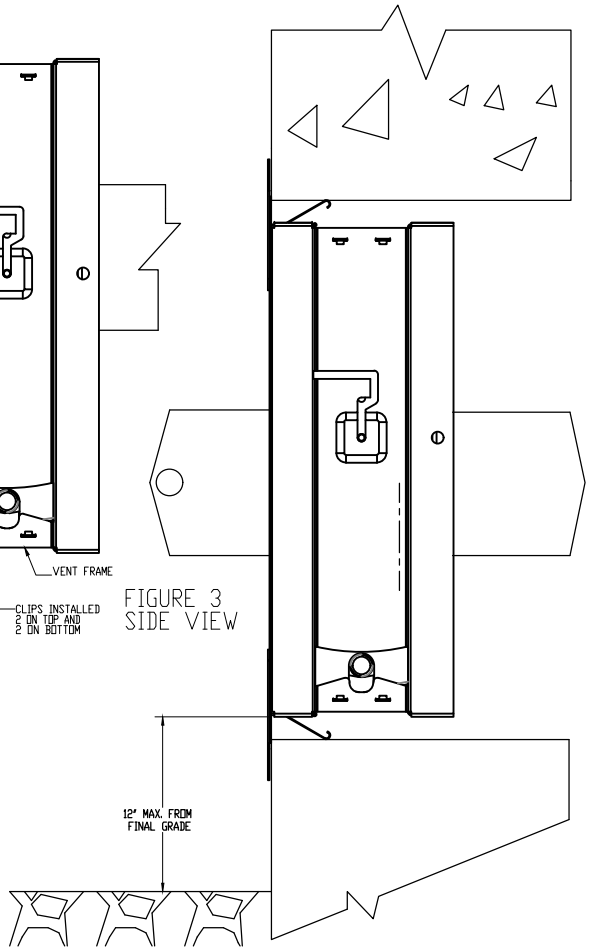

FIGURE 3
SIDE VIEW

DETAILED SPECIFICATIONS:

HYDROSTATIC RELIEF: 200 SQ. FT. PER VENT
APPROVED FOR HVHZ: YES-DESIGN PRESSURE +100/-100
IMPACT RESISTANCE: N/A
MATERIAL: STAINLESS STEEL

COLORS: STAINLESS STEEL (UNFINISHED) STANDARD

INDUSTRIAL POWDER WHITE, WHEAT, GRAY, BLACK, CUSTOM COLORS AVAILABLE.

MEETS THE REQUIREMENTS FOR AUTOMATIC FOUNDATION FLOOD VENTS PER:
NATIONAL FLOOD INSURANCE PROGRAM 44 CFR 60.3 (C) (5)
ACCEPTANCE CRITERIA FOR MECHANNICALLY OPERATED FLOOD VENTS (AC364): ESR-2074.
INTERNATIONAL BUILDING CODE (IBC): 2018, 2015, 2012, 2009 AND 2006.
INTERNATIONAL RESIDENTIAL CODE (IRC): 2018, 2015, 2012, 2009 AND 2006.
2018 INTERNATIONAL ENERGY CONVERSATION CODE (IECC).
2013 ABU DHABI INTERNATIONAL BUILDING CODE (ADIBC).
FLORIDA PRODUCT APPROVAL FL-5822-R7.
20174 FLORIDA BUILDING CODE - BUILDING.
2017 FLORIDA BUIDING CODE - RESIDENTIAL.
2016 CALIFORNIA BUILDING CODE (CBC).
2016 CALIFORNIA RESIDENTIAL CODE (CRC).
DIVISION 08 00 00-OPENINGS.
SECTION 08 95 43-VENTS/FOUNDATION FLOOD VENTS.
FULL SPECIFICATIONS ARE AVAILABLE.

PROPRIETARY AND CONFIDENTIAL
THE INFORMATION CONTAINED IN THIS DRAWING IS THE SOLE PROPERTY OF SMART VENT ® PRODUCTS, INC. ANY REPRODUCTION IN PART OR AS A WHOLE WITHOUT THE WRITTEN PERMISSION OF SMART VENT ® PRODUCTS, INC. IS PROHIBITED.

UNLESS OTHERWISE SPECIFIED:
DIMENSIONS ARE IN INCHES
TOLERANCES:
FRACTIONAL ±1/32
ANGULAR: ±2°
TWO PLACE DECIMAL ±.015
THREE PLACE DECIMAL ±.005
INTERPRET GEOMETRIC TOLERANCING PER:
MATERIAL: SEE NOTE
FINISH: SEE NOTE
NEXT ASSY | USED ON
APPLICATION

	NAME	DATE
DRAWN	MP	2-25-19
CHECKED		
ENG APPR.		
MFG APPR.		
Q.A.		

COMMENTS:

SMART VENT ®
877-441-8368 WWW.SMARTVENT.COM

TITLE:
DETAILED DIAGRAM FOR MODEL 1540-520 FLOOD VENT INSULATED

SIZE D | DWG. NO. 1540-520 | REV G
SCALE: 1:1 | WEIGHT: | SHEET 1 OF 1

D | 1540-520RevG | REV G